

School Profile: East High School

Introduction

At Madison East High School, our mission is to open doors of opportunity for our students by providing high expectations for all with a focus on college, career and community readiness.



Strengths

The key strength of Madison East High School is the awareness and the celebration of diversity in our building. All stakeholders have tremendous pride in EHS and constantly support our Purgolders. We are proud of the continued focus on our Family and Community Involvement.

Progress

We saw positive movement in our Special Education data for 2 or more F data for 9th Grade as well as a double digit percentage increase of representation of our African American students in Advanced Learning classes. We also saw our Graduation Rate increase by 2%. Our participation rate for the ACT increased tremendously this past academic year.

Areas for Growth

We must continue to keep a clear and shared focus for East High School. We will continue to build our capacity for collaboration and communication amongst our staff and community. Finally, we must continue to frequently monitor our Teaching and Learning practices at East High School.

Vision Connection

Our school supports MMSD's vision that all students acquire the skills and abilities needed to be successful, including a mastery of content areas, growth mindset, self-knowledge, creativity, wellness, interpersonal skills, confidence, cultural competence and community connection. Through these skills and abilities, our students will graduate college, career and community ready.



School Principal: Mike Hernandez
Address: 2222 E Washington Ave
Phone: 608-204-1603
E-mail: east@madison.k12.wi.us

East High

2015-2016 Data Profile

Address 2222 E Washington Ave
Principal Michael Hernandez
Phone (608)204-1600
4K No
Title I No

Developmental Bilingual Education No
Dual Language Immersion No
SAGE No
Attendance Rate 88.0%
Total Enrollment 1,585

Demographics

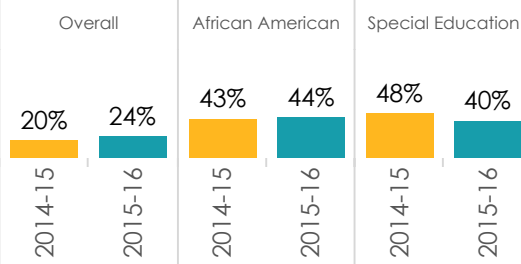


ELL 26%
Low-Income 57%
Special Education 20%

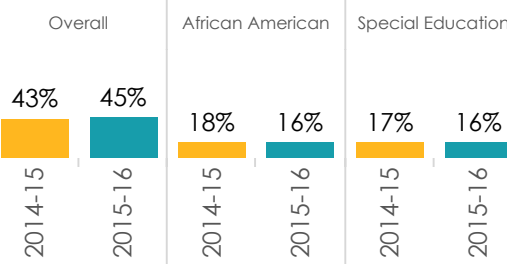
Strategic Framework Goal #1 Milestones: On-Track to Graduate

Each bar shows the percent of students meeting the relevant metric overall and for the focus groups the school selected on their School Improvement Plan (SIP, when applicable).

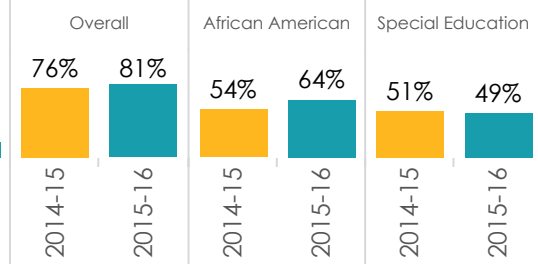
Grade 9 Two or More Course Failures



Grade 11 3.0 GPA



High School Completion (Four-Year)



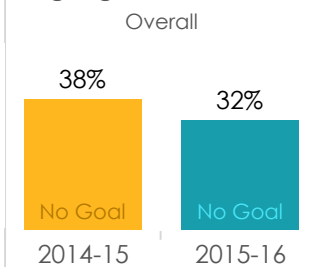
College Readiness is based on the percent of students meeting college readiness benchmarks on ACT/ASPIRE (Grades 9-11).
 High School Completion is on a one-year lag (e.g. "2015-16" refers to the Class of 2015).

Strategic Framework Goal #2 Milestones: Challenging and Well-Rounded Education

Each bar shows the percent of students meeting the relevant metric overall and for SIP focus groups (when applicable).
 "No Goal" within bar indicates that the school chose not to set a goal for this metric (schools choose only one goal-setting metric for Goal #2).

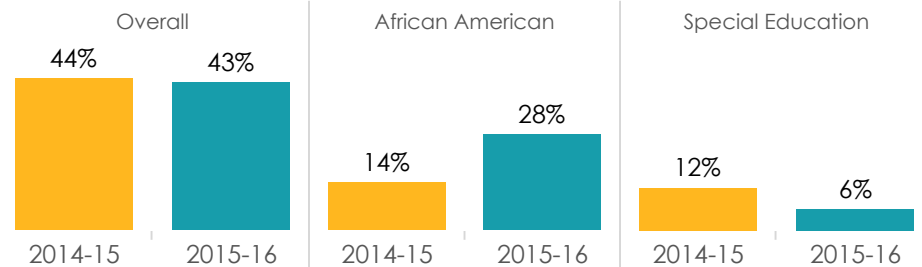
Grade 12 Arts Ed./World Language Course Profile..

The Arts Education/World Language Profile is one arts education credit plus two world language credits with a C or better by the end of Grade 12.



Grade 12 Advanced Course Profile Completion

The Advanced Course Profile is four advanced course credits with a C or better by the end of Grade 12.



Strategic Framework Goal #3 Milestones: Positive Climate

Each bar shows the percent of responses within each dimension and group that were positive.

